


# From Scales → to Melodies

BY JEREMY SISKIND  
FULLERTON COLLEGE

















# Intervals



Faster



Trickier Key/Scale



More Complex



Thirds



A musical staff in treble clef showing a sequence of eighth-note pairs. The notes are: C4, E4; D4, F4; E4, G4; F4, A4; G4, B4; A4, C5; B4, A4; A4, G4; G4, F4; F4, E4; E4, D4; D4, C4. The first six pairs represent ascending major thirds, and the last six pairs represent descending major thirds.

Fourths



A musical staff in treble clef showing a sequence of eighth-note pairs. The notes are: C4, F4; D4, G4; E4, A4; F4, B4; G4, C5; A4, D5; B4, A4; A4, G4; G4, F4; F4, E4; E4, D4; D4, C4. The first six pairs represent ascending major fourths, and the last six pairs represent descending major fourths.

# Intervals





Triads

Musical notation for a triads exercise on a single staff. It consists of two measures. The first measure contains four groups of three eighth notes, each with a '3' above it. The second measure contains four groups of three eighth notes, each with a '3' below it. The notes are: C4-E4-G4, D4-F4-A4, E4-G4-B4, F4-A4-C5 in the first measure; and G4-B4-D5, A4-C5-E5, B4-D5-F5, C5-E5-G5 in the second measure.

Seventh Chords

Musical notation for a seventh chords exercise on a single staff. It consists of two measures. The first measure contains four groups of eighth notes, each with a '3' above it. The second measure contains four groups of eighth notes, each with a '3' below it. The notes are: C4-E4-G4-Bb4, D4-F4-A4-Bb4, E4-G4-B4-C5, F4-A4-Bb4-C5 in the first measure; and G4-B4-D5-Eb5, A4-C5-E5-F5, B4-D5-F5-G5, C5-E5-G5-A5 in the second measure.

# Chords




Up a Fourth, Back Down

Musical notation for the exercise 'Up a Fourth, Back Down'. It consists of a single staff in treble clef. The melody starts on a middle C (C4) and moves up a fourth to F4. The first five measures are ascending, each containing a triplet of eighth notes. The next two measures are descending, each containing a triplet of eighth notes. The final seven measures continue the descending pattern with triplets of eighth notes, ending on the starting note C4.

Up a Fifth, Back Down

Musical notation for the exercise 'Up a Fifth, Back Down'. It consists of a single staff in treble clef. The melody starts on a middle C (C4) and moves up a fifth to G4. The first five measures are ascending, each containing a triplet of eighth notes. The next two measures are descending, each containing a triplet of eighth notes. The final seven measures continue the descending pattern with triplets of eighth notes, ending on the starting note C4.



# Turnbacks













JEREMY SISKIND'S  
WORLD-FAMOUS  
SCALE GAME

# The Rules



Play only notes of a given scale



Play consistent quarter notes without missing a beat for 1 minute



No patterns or repeated notes



Look for:




Legato (don't repeat a finger)



Use cross-overs and cross-unders (no crabs!)



Include a wide variety of intervals








# Making a Melody

- ▶ Singable
- ▶ Logical
- ▶ Expressive
- ▶ Clear







Singable







LISTEN




HEAR A  
MELODY



SING THE  
MELODY





PLAY THE  
MELODY



Logical







Measure 1: original / **Measure 2: free**

Measure 1: down a step / **Measure 2: free**

Measure 1: original rhythm, change notes / **Measure 2: free**

Measure 1: free / **Measure 2: original**





Expressive



Right hand: *"How are you today, my friend?"*

Left hand: *"I'm feeling very sleepy."*

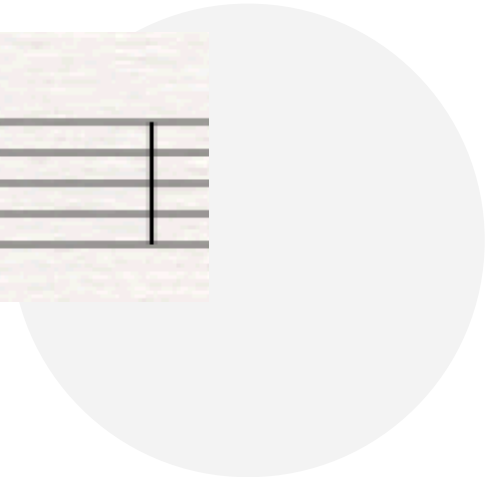
Right hand: *"You should eat a great big steak!"*

Left hand: *"Wait, hold on, I've got to take this call."*





Clear





# Thank you!

BY JEREMY SISKIND

JSISKIND2@GMAIL.COM

